



R.M. of Estevan No. 5
#1, 322 - 4th Street
Estevan, SK. S4A 0T8
Ph-(306)634-2222 Fax-(306)634-2223
Email: engineering@rmestevan.ca

APPROACH CRITERIA FORM

Commercial or Industrial development

All property owners intending to construct an approach onto a Municipal Road Allowance or intending to use an existing approach onto a municipal road allowance shall adhere to the following:

- A. Each road approach shall be constructed as per the standards approach plans provided by the Municipality.
- B. Each road approach shall be constructed with a minimum of a 11 meter driving surface width and shall have 5 to 1 side slopes.
- C. The culverts shall be installed on the back slope side of the ditch with a minimum culvert size of 500mm in diameter and must be corrugated steel pipe unless otherwise approved by the R.M. Foreman. Culvert size can be lowered to 400mm where the depth of the ditch would result in inadequate cover over the culvert. 600mm culverts may be necessary where the ditch forms part of a significant drainage channel.
- D. The road adjacent to the approach *and* the approach shall have a combined minimum of 15 cubic yards of gravel placed upon them.
- E. Every road approach shall be inspected and maintained on an annual basis to ensure compliance to the municipal approach policy.
- F. An Applicant will be *pre-approved provided all policy requirements are met* and will receive Councils approval at their next regular Council meeting.
- G. If all Approach Criteria Form and standard approach plan requirements are not met the applicant will be responsible for any additional work or costs incurred by the Municipality to correct the deficiencies.
- H. Applicant of its successors and/or assigns shall indemnify and save harmless the R.M. of Estevan No. 5 from and against all loss, costs, charges, damages and expenses which result from this approach and any associated work to construct it.
- I. Applicant acknowledges acceptance to the above conditions by returning a copy of this APPROACH CRITERIA FORM to the Municipal Office , signed by the appropriate authorized personnel.

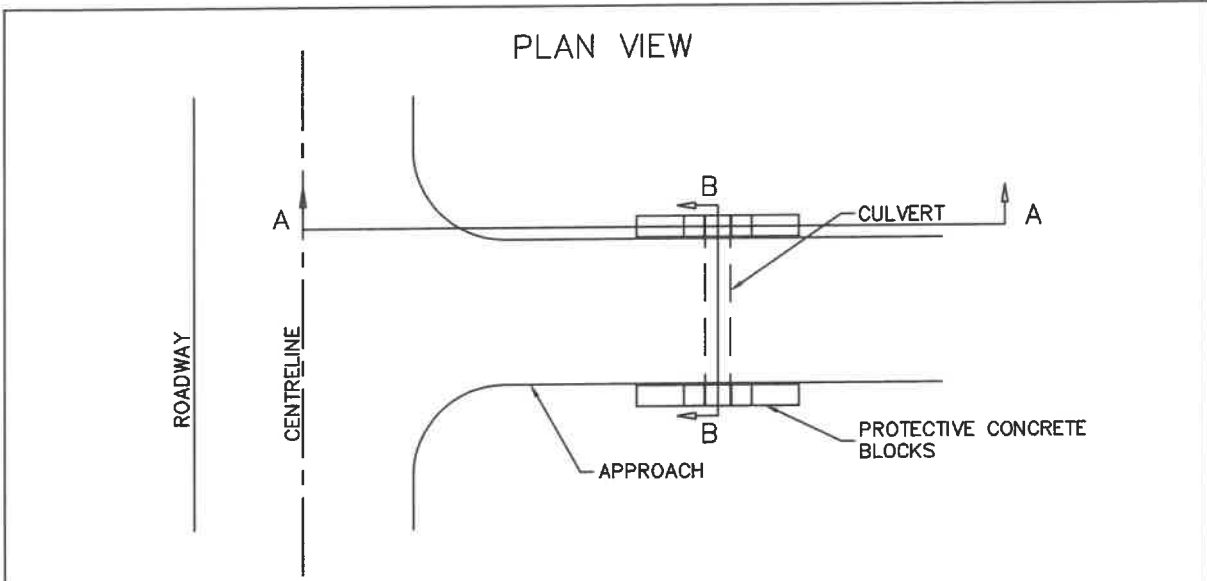
The proposed location of the approach shall be staked out by the property owner and the owner must receive approval from the Municipal Foreman Dean Karcha for the location of the approach. The Municipal Foreman shall inspect the approach before and after the scheduled work is completed. Dean can be contacted at (306) 421-9926.

The above conditions are hereby accepted for: _____
(Legal description & File Number)

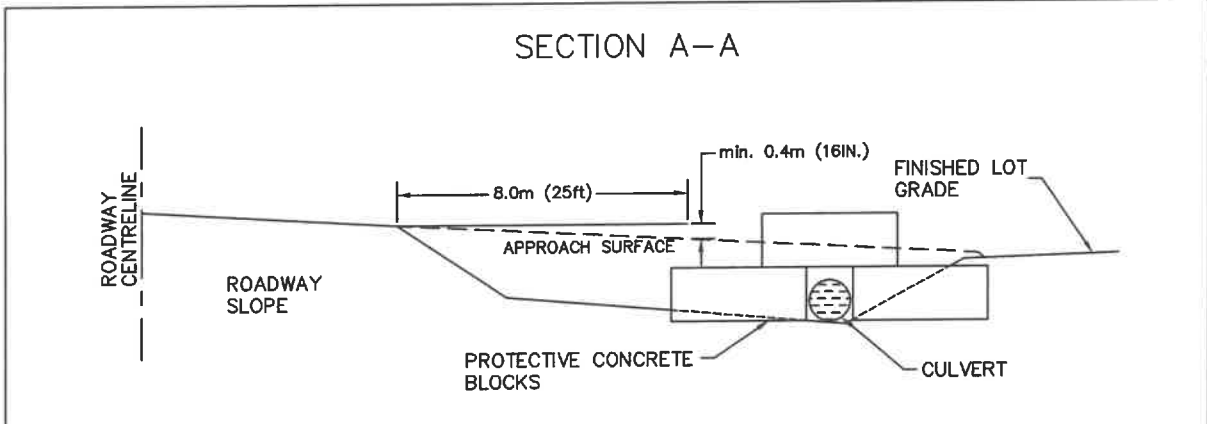
Dated this _____ day of _____, 2_____.

Authorized Applicant Name (printed) and Signature

SCHEDULE "B"
STANDARD APPROACH PLAN VIEW AND SECTIONS A-A & B-B



1. Approaches proposed for construction within 90 metres of the centreline of a Provincial Highway require a roadside development permit from the Ministry of Highways.
2. All approaches shall be constructed at least 65 metres away from the centreline of the intersection between two municipal roads other than the intersection of two internal subdivision roads, in this case the approach can be setback 45 metres from the centreline of the intersection.



3. Approach must slope away from the roadway so that 8.0m from the roadway shoulder edge the approach surface is a minimum of 0.4m (16inches) below the shoulder edge.
4. The culvert must be located against the ditch backslope unless the low point of the ditch cross section is located closer to the centre of the ditch, in this situation the culvert must be located no closer to the road than the centre of the ditch.

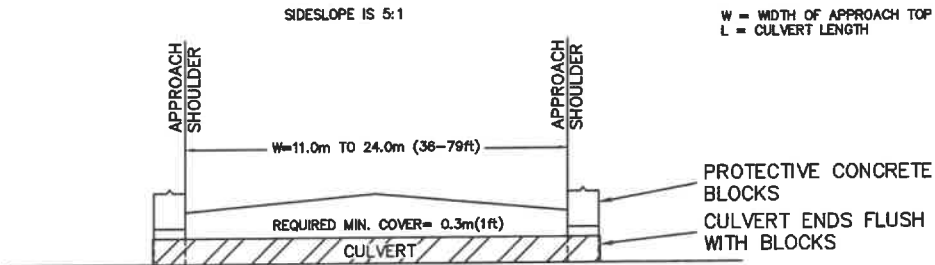
MINIMUM COVER OVER CULVERT

CULVERT SIZE	MIN. COVER
400mm (16in.)	0.3m (1ft.)
500mm (20in.)	0.4m (16in.)
600mm (24in.)	0.4m (16in.)

R.M. of Estevan #5 #1 - 322 4th Street Estevan, Saskatchewan	Standard Commercial, Industrial Approach Plan View & Section A-A	
DRAWN BY: B/JF	SCALE: Not To Scale	DATE: March 6, 2015

SCHEDULE "B"
STANDARD APPROACH PLAN VIEW AND SECTIONS A-A & B-B

APPROACH WITH CULVERT – SECTION B-B

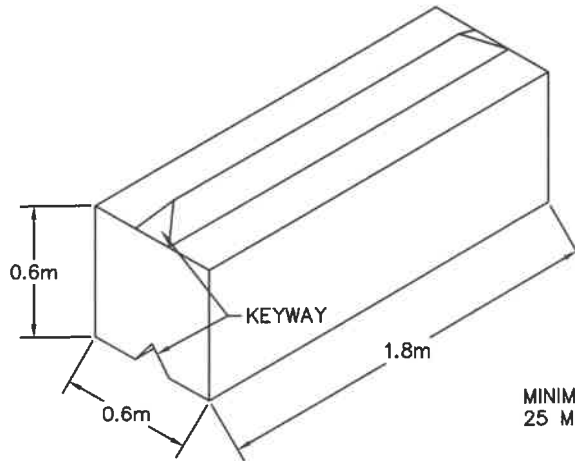


CULVERT LENGTH (m)
 $L = W + 1.2m$

EXAMPLE: 11m WIDE APPROACH,
1.0m HIGH
 $L = 11m + 1.2m$
 $L = 12.2m$

5. Where an approach for a commercial, industrial or residential lot accesses onto a paved road or highway, the approach shall be paved from the edge of the road surface to 5.0 meters (15ft) into the lot at the expense of the property owner.
6. Relaxation of setbacks from intersections and maximum culvert lengths may be approved at the discretion of the R.M. Council.

PROTECTIVE CONCRETE BLOCK – DETAIL



MINIMUM CONCRETE STRENGTH
25 MPa

*VARIATION ON THE ABOVE DETAIL MAY BE ACCEPTED
AT THE DISCRETION OF THE R.M. OF ESTEVAN

R.M. of Estevan #5
#1 – 322 4th Street
Estevan, Saskatchewan

Standard Commercial, Industrial Approach
Section B – B, Detail

DRAWN BY:
BJF

SCALE:
Not To Scale

DATE:
March 6, 2015